



**Annual Plan
FY2023**

Submitted June 1, 2022
to the
State Highway Safety Section
Montana Department of Transportation

PO Box 201001
Helena MT 59620-1001

DUI Task Force Mission:

The DUI Task Force prevents impaired driving through education, the support of traffic enforcement, the advancement of safe driving awareness and effective legislation.

Prepared by:
Steve E. Schmidt, Sr. Community Health Specialist
Missoula County DUI Task Force
Missoula City-County Health Department
301 West Alder
Missoula MT 59802
406-258-3880
sschmidt@missoulacounty.us



Missoula County Board of County Commissioners

Josh Slotnik


David Strohmaier

Juanita Vero

Date _____

Date _____

Date _____



Drive Safe Missoula
Missoula City-County Health Department
301 W. Alder
Missoula, MT 59802
406.258.3880

Dear Commissioners,

In 2019, according to the Montana Department of Transportation, Montana experienced 184 traffic related fatalities with 106 of those related to impaired driving. During the first year of the COVID-19 pandemic (2020), Montana's traffic related fatalities increased to 212 with 140 of those deaths related to impaired driving. In 2021, the traffic related fatalities in Montana increased to 240 with 132 of those deaths related to impaired driving.

So far, for 2022, the trend appears that we are returning to pre-pandemic numbers.

Between 2011 and 2020, about 6.5% of Montana's impaired driver involved fatalities occurred in Missoula County and 10.7% of all impaired driver involved crashes occur in Missoula County.

A total of 653 Driving Under the Influence (DUI) arrests were made in Missoula County in 2021.

This plan will serve as a beacon that guides the work of Drive Safe Missoula's DUI Task Force for this next fiscal year.

On behalf of the Missoula County DUI Task Force members, we appreciate your ongoing support of our efforts to reduce the impact that impaired driving has on our community.

Sincerely,

Steve E. Schmidt

Senior Community Health Specialist

Drive Safe Missoula Coordinator

TABLE OF CONTENTS

Contents

State Overview	4
State Demographic Analysis	4
Montana Crash and DUI Data	4
Towards a Solution.....	11
Drive Safe Missoula	12
Driver's License Reinstatement Fees	13
Missoula County Overview	14
Health Promotion Division – DUI Task Force Annual Work Plan	15
DUI Task Force Mission:	15
Program Goals:.....	15
Program Administration:	15
DUI Program Coordinator	15
DUI Task Force Coordinator Responsibilities:	15
DUI Task Force Membership:.....	16
Decision Making Process	16
Meeting Schedule.....	17
Workplan for FY21	17
Coalition Capacity.....	17
Community Assessment	18
Policy & Legislation	18
Media Advocacy	19
Enforcement/Prosecution/Adjudication	20
Education/Awareness/Other Intervention	20
Responsible Alcohol Sales & Service (RASS) classes	21
Evaluation	21
Budget	23

State Overview

State Demographic Analysis

According to Census.gov it's estimated that [Montana's population](#) grew to nearly 1.1 million people in 2021. [Missoula County's](#) estimated population grew to just above 119,500 people in 2021.

Montana Crash and DUI Data

Montana continues to have one of the highest fatality rates in the nation for the number of deaths caused by impaired drivers. The latest [Montana Crash Data](#), (2020) indicates that 66% or, 140 of the 212 crash fatalities, resulted from impaired driving. These numbers were up from the 58% (106 of 184 crashes) reported in 2019. The unofficial DUI Crash statistics for 2021 show a slight decrease down to 55% or 132 of the 240 fatal crashes were a result of impaired driving.

From 2011 through 2020, Missoula County experienced 7.1% of the state's Impaired Driver Involved crashes that result in a fatality or serious injury. During this same period, the crash data there have been 80 impaired driver involved fatalities and 230 serious injuries in Missoula County.

Missoula County, in 2020, had 325 impaired driver involved crashes. 9 of the crashes resulted in a fatality and 18 resulted in serious injury. According to local law enforcement agencies, there were 653 arrests in Missoula County in 2021.

Missoula County Justice Court and District Court had a combined total of 243 DUI convictions in 2021. 42 of the 243 convictions were for a 4th or subsequent DUI.

According to the latest NHTSA's [State Traffic Safety Information Report](#) the images below highlight the Traffic Safety Performance "Core Outcome Measures" for the State of Montana and Missoula County

Core Outcome Measures		Year									
		2011	2012	2013	2014	2015	2016	2017	2018	2019	2020
Traffic Fatalities	Total (C-1)	209	205	229	192	224	190	186	181	184	213
	Rural	179	191	224	178	200	170	167	153	159	190
	Urban	29	14	5	14	24	19	19	28	25	22
	Unknown	1	0	0	0	0	1	0	0	0	1
Fatalities Per 100 Million Vehicle Miles Driven	Total (C-3)	1.79	1.72	1.90	1.58	1.81	1.51	1.47	1.43	1.43	1.76
	Rural	2.05	2.15	2.68	2.11	2.34	1.95	1.91	1.75	1.78	2.26
	Urban	0.99	0.47	0.14	0.38	0.63	0.49	0.49	0.71	0.63	0.60
Passenger Vehicle Occupant Fatalities (All Seat Positions)	Total	164	157	161	145	170	145	142	132	117	151
	Restrainted	51	42	50	40	47	47	52	45	44	56
	Unrestrained (C-4)	109	113	108	99	114	93	86	85	67	94
	Unknown	4	2	3	6	9	5	4	2	6	1
Alcohol-Impaired Driving Fatalities (BAC=.08+)** (C-5)		82	89	93	73	76	84	56	80	66	96
Speeding-Related Fatalities (C-6)		75	88	76	52	91	61	59	66	57	83
Motorcyclist Fatalities	Total (C-7)	20	30	35	23	24	17	22	21	23	29
	Helmeted	9	9	12	10	5	5	9	10	9	11
	Unhelmeted (C-8)	10	21	22	12	18	12	13	11	14	18
	Unknown	1	0	1	1	1	0	0	0	0	0
Drivers Involved in Fatal Crashes	Total	260	250	266	223	267	212	228	211	219	242
	Aged Under 15	1	2	0	1	1	1	0	2	0	0
	Aged 15-20	23	26	24	25	34	18	24	24	30	28
	Aged Under 21 (C-9)	24	28	24	26	35	19	24	26	30	28
	Aged 21 and Over	235	220	241	196	232	191	204	183	189	213
	Unknown Age	1	2	1	1	0	2	0	2	0	1
Pedestrian Fatalities (C-10)		15	8	24	10	14	11	14	15	16	17
Bicyclist and Other Cyclist Fatalities**** (C-11)		1	1	1	2	1	3	1	2	3	0
Observed Seat Belt Use*** (B-1)		76.9	76.3	74.0	74.0	77.0	76.0	78.0	86.6	88.9	89.9

3 Year moving average ([PDF](#)) [Excel \(csv\)](#)

5 Year moving average ([PDF](#)) ([Excel](#))

[Download Table into Excel \(csv\)](#)

*These Performance Measures Were Developed By The National Highway Traffic Safety Administration (NHTSA) and the Governors Highway Safety Association (GHSA) (See Publication: DOT HS 811 025)

**Based on the Highest BAC of a Driver or Motorcycle Rider Involved in the Crash

***Montana Data: State Survey

****On March 11th, 2014 GHSA and NHTSA agreed on bike fatalities as a newly required performance core measure

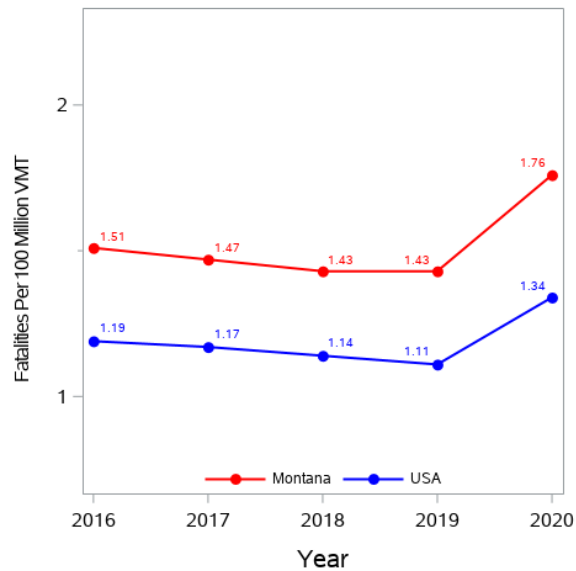
The Traffic Safety Performance measures outlined above use data definitions established by NHTSA's National Center for Statistics and Analysis (NCSA).

These data definitions are documented in the [FARS Analytical User's Manual \(AUM\), Appendix D: Additional Data Element Information.](#)

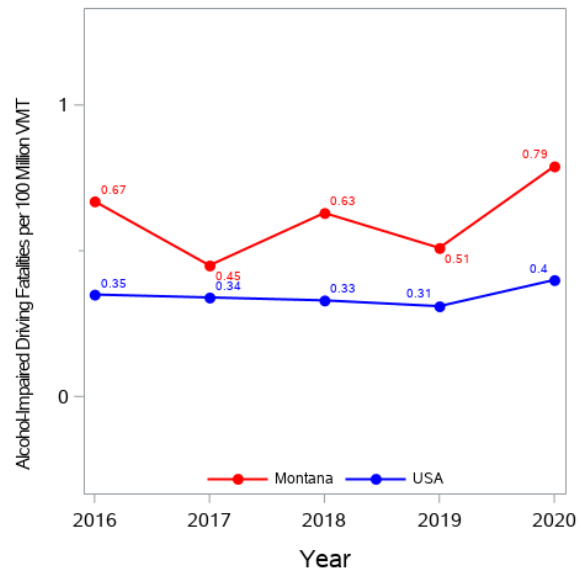
Montana Fatalities by Person Type

Person Type		2016		2017		2018		2019		2020	
		Number	Percent*	Number	Percent*	Number	Percent*	Number	Percent*	Number	Percent*
Occupants	Passenger Car	53	28	52	28	43	24	51	28	71	33
	Light Truck - Pickup	43	23	40	22	44	24	36	20	48	23
	Light Truck - Utility	41	22	43	23	37	20	27	15	23	11
	Light Truck - Van	7	4	6	3	8	4	3	2	9	4
	Light Truck - Other	1	1	1	1	0	0	0	0	0	0
	Large Truck	6	3	3	2	5	3	10	5	9	4
	Other/Unknown Occupants	8	4	3	2	6	3	14	8	6	3
	Total Occupants	159	84	149	80	143	79	141	77	166	78
	Bus	0	0	1	1	0	0	0	0	0	0
Motorcyclists	Total Motorcyclists	17	9	22	12	21	12	23	13	29	14
Nonoccupants	Pedestrian	11	6	14	8	15	8	16	9	17	8
	Bicyclist and Other Cyclist	3	2	1	1	2	1	3	2	0	0
	Total Nonoccupants	14	7	15	8	17	9	20	11	18	8
	Other/Unknown Nonoccupants	0	0	0	0	0	0	1	1	1	0
Total	Total	190	100	186	100	181	100	184	100	213	100

Fatalities
per 100 Million VMT



Alcohol-Impaired Driving Fatalities
per 100 Million VMT



Fatalities per 100 Million Vehicle Miles Traveled (VMT)

5 Year Trend For The Top 10 Counties of 2020 - Fatalities Year to Year Percent Change

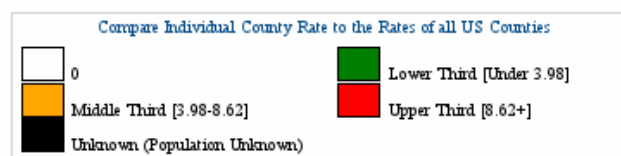
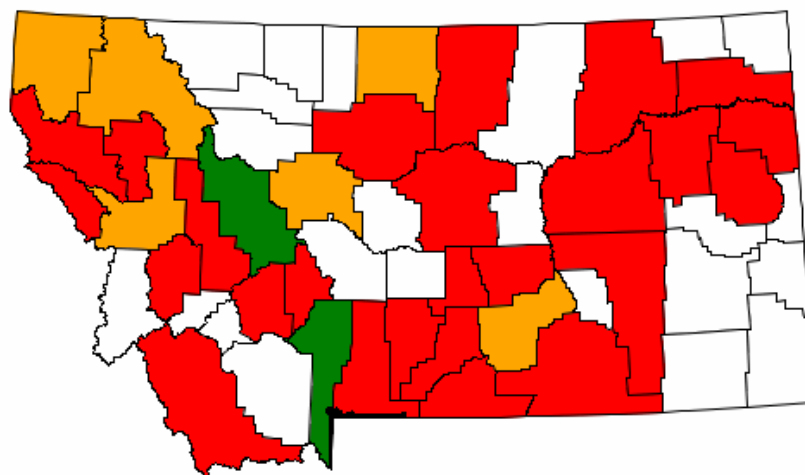
Montana Counties by 2020 Ranking		Fatalities					Percent Change From Previous Year			
		2016	2017	2018	2019	2020	2017	2018	2019	2020
1	Flathead County	18	15	10	15	19	-17	-33	50	27
2	Big Horn County	13	13	12	16	16	0	-8	33	0
3	Cascade County	12	6	8	10	16	-50	33	25	60
4	Missoula County	20	17	8	9	16	-15	-53	13	78
5	Yellowstone County	17	12	24	18	16	-29	100	-25	-11
6	Lake County	8	9	9	10	10	13	0	11	0
7	Rosebud County	7	3	7	3	9	-57	133	-57	200
8	Jefferson County	1	3	3	3	8	200	0	0	167
9	Park County	3	3	5	5	8	0	67	0	60
10	Stillwater County	6	2	2	0	7	-67	0	-100	0
Sub Total 1.* Top Ten Counties		118	105	102	106	125	-11	-3	4	18
Sub Total 2.** All Other Counties		72	81	79	77	88	13	-2	-3	14
Total All Counties		190	186	181	183	213	-2	-3	1	16

U.S. Department of Transportation

National Highway Traffic Safety Administration

Traffic Safety Facts for Montana : 2016-2020 Fatalities in Crashes Involving an Alcohol-Impaired Driver (BAC = .08+)

County Name	Fatalities					Fatalities Per 100,000 Population				
	2016	2017	2018	2019	2020	2016	2017	2018	2019	2020
Missoula County	5	4	2	4	5	4.29	3.39	1.68	3.33	4.11

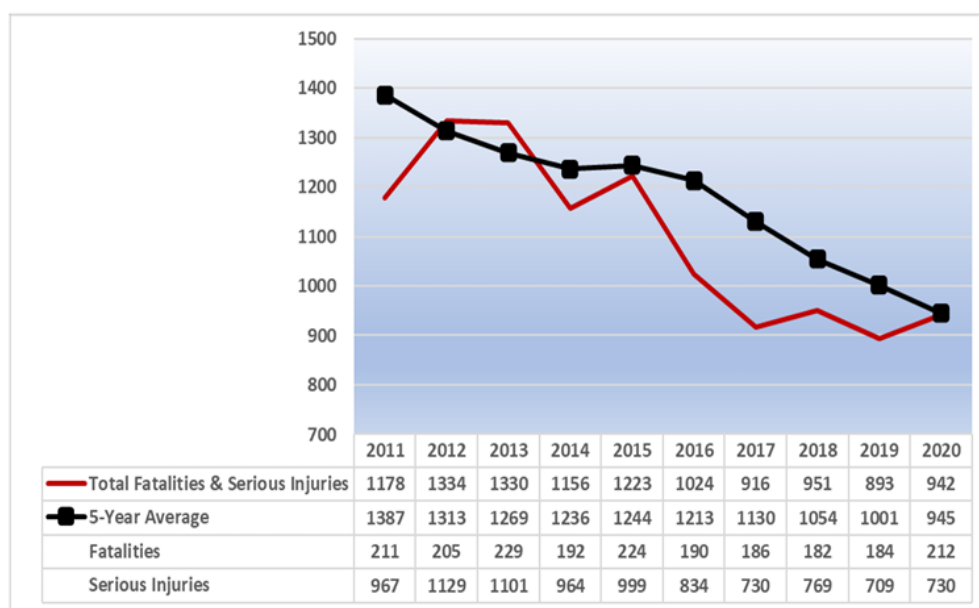


The [2021 Montana Comprehensive Highway Safety Plan \(CHSP\)](#) is the framework for all Montanans to reach zero fatalities and serious injuries on Montana’s roadways. The CHSP complies with the Fixing America’s Surface Transportation (FAST) Act and continues to track, evaluate, and address key crash factors involved in fatal and serious injury crashes.

The Plan:

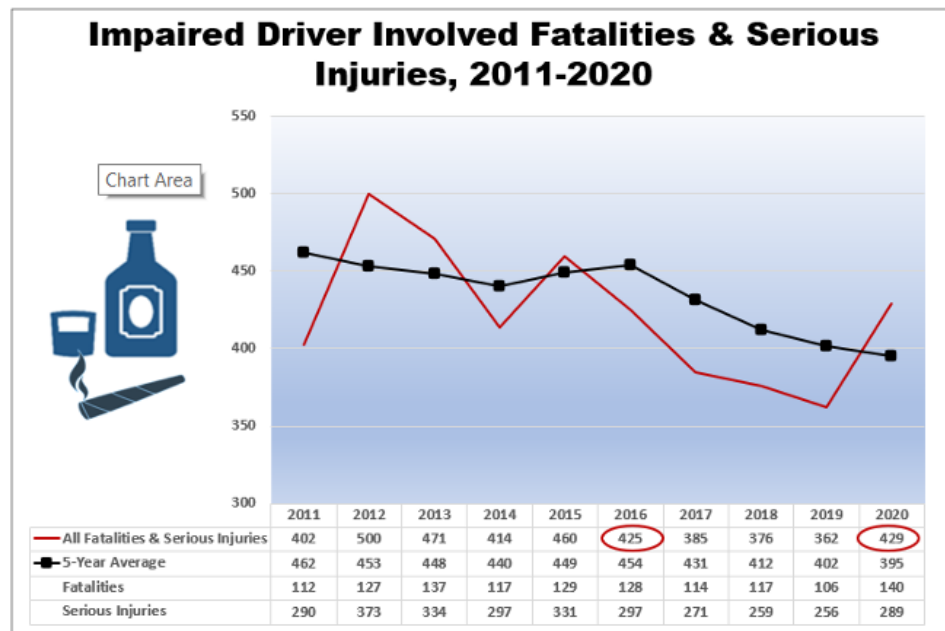
- Is data-driven;
- Addresses the 4Es: education, enforcement, emergency medical services, and engineering of highway safety;
- Considers safety needs of all public roads and roadway users;
- Establishes statewide goals and objectives;
- Defines key emphasis areas and strategies that have the greatest potential to reduce fatalities and serious injuries;
- Focuses resources on areas of greatest need; and
- Adopts performance-based targets coordinated with other State safety programs.

In 2020 the Montana’s 5-year Average Goal was 796 total fatalities and serious injuries. The final numbers were up a bit at 942 fatalities and serious injuries but the 5-year average trend continues to decrease.



Source: 2021 Montana Comprehensive Highway Safety Plan

Having experienced a downward trend of Impaired Driver Involved Fatalities & Serious injuries since 2016. 2020 reversed that trend and returned us to numbers not seen since 2016. Preliminary numbers for 2021 are above the 2020 numbers.



Source: 2021 Montana Comprehensive Highway Safety Plan

Drive Safe Missoula continues to play an active role in the Impaired Driving Emphasis area meetings as part of the ongoing Montana Comprehensive Safety plan meetings.

Within this emphasis area, there are four strategies that are outlined in detail within the 2021 Comprehensive Highway Safety Plan.

- Deterrence and Enforcement
- Prevention and Education
- Criminal Justice System
- Communication Program

According to a Montana Department of Justice's Forensic Science Division report from January 1, 2021, thru December 31, 2021, there were 4138 driving-related blood samples submitted up from 3809 submitted in 2020.

In 2021 60% had Blood Alcohol Content (BAC) above .100% with an overall average BAC being .182% (Range: .010 - .445). See Report on next page for more information

Alcohol and drugs are a common contributing factor in fatal crashes. Of the driving-related blood samples submitted in 2021, the top two drugs were THC and Methamphetamine. Drug driving continues to be a hurdle with the recent legalization of Marijuana in the state of Montana.

Drug Prevalence in Driving Related Blood Samples

Montana Statewide Statistics

(January 1, 2021 – December 31, 2021)



Blood Samples Submitted (all): 4138

Blood Samples tested for drugs other than alcohol (drug): 1747

Blood Samples Positive for Alcohol: 71%

Blood Samples Positive for Drug(s) other than Alcohol: 33%

Alcohol Detected Only*: 62%

Alcohol + Drug(s)*: 9%

Drug(s) Detected Only: 24%

No Drug(s) or Alcohol Detected: 5%

BAC Greater than 0.100%*: 60%

BAC 0.020% - 0.100%: 10%

Average BAC: 0.182, Range: 0.010 – 0.445

Most detected Drugs* --percentages based on total submitted (all) and samples tested for drugs (drug)--

1. Cannabinoids** – 20% (all), 47% (drug)
 - a. THC – 17% (all), 39% (drug) (Avg = 10.4 ng/mL, Range: 1.0–172 ng/mL)
2. Methamphetamine – 13% (all), 31% (drug) (Avg = 0.411 mg/L, Range: 0.021–4.3 mg/L)
3. Citalopram/Escitalopram – 2% (all), 4% (drug) We do not currently quantitate this drug
4. Fentanyl – 1% (all), 4% (drug) (Avg = 5.4 ng/mL, Range: 0.6–34.9 ng/mL)
5. Lorazepam – 1% (all), 3% (drug) (Avg = 37.2 ng/mL, Range: 2.3–225 ng/mL)
6. Diphenhydramine – 1% (all), 3% (drug) (Avg = 0.160 mg/L, Range: 0.020–0.88 mg/L)
7. Clonazepam – 1% (all), 3% (drug) (Avg = 0.038 mg/L, Range: 0.02–0.071 mg/L)
8. Diazepam – 1% (all), 3% (drug) (Avg = 0.180 mg/L, Range: 0.024–0.71 mg/L)
9. Alprazolam – 1% (all), 3% (drug) (Avg = 0.070 mg/L, Range: 0.020–0.18 mg/L)
10. Morphine – 1% (all), 2% (drug) (Avg = 0.161 mg/L, Range: 0.022–2.3 mg/L)

THC and Alcohol Combination Cases (other drugs may be present):

	DUI*	Crash*	Fatal	DUI* + Crash* + Fatal
Alcohol (g/100mL)	0.076	0.083	0.155	0.087
THC (ng/mL)	8.7	6.5	16.5	9.7

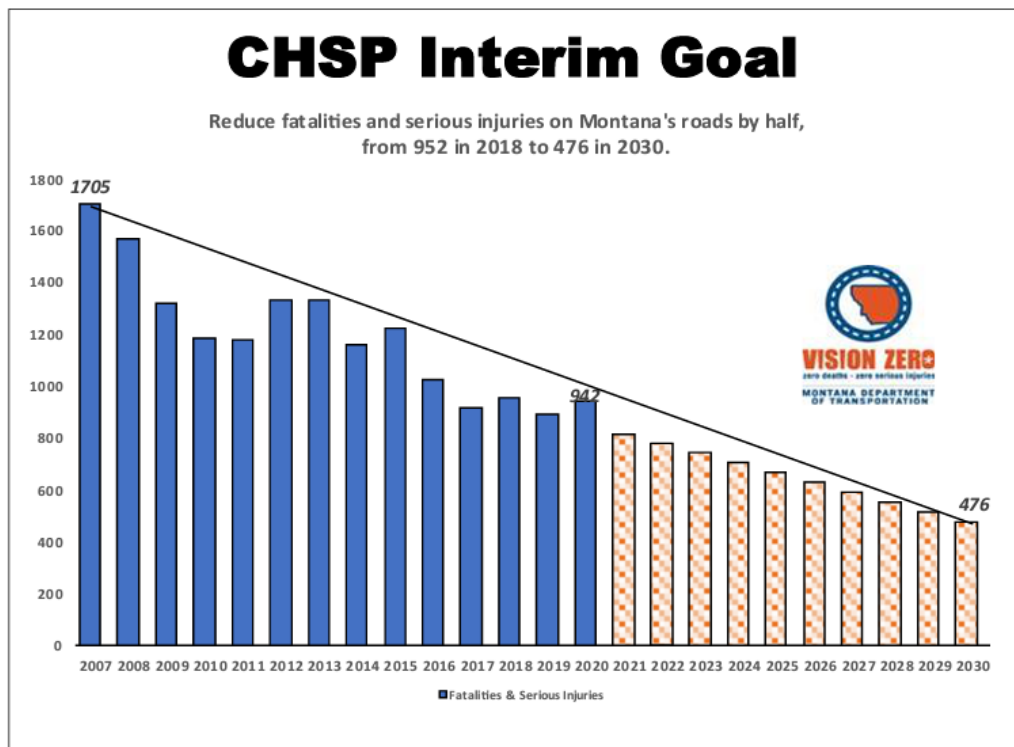
DRE Evaluations Performed: 167

*Drug testing is not routinely administered for cases with a BAC above 0.10

** This includes any positive from delta 8 or 9 - THC, THC-COOH, or 11-OH-THC with each case only counted once

Towards a Solution

As stated in the [2021 Montana Highway Safety Plan](#), the overall goal is “to reduce fatalities and serious injuries in the state by half in two decades, from 952 in 2018 to 476 in 2030”. Even with a slight up-tic in numbers during the pandemic, Montana remains on track to meet the 2030 goal.



Source: 2021 Montana Comprehensive Safety Plan

As a state committed to improving the safety of those who use our roads, we must look beyond engineering infrastructure and consider other methods of reducing crashes and their severity. In terms of safety partners, we need to re-emphasize the importance of always driving sober and wearing seat belts on every trip.

We must coordinate safety messaging about risky behaviors such as impaired driving (Alcohol and other substances), cell phone use, distracted driving, drowsy driving, and speeding. We must work together whenever possible.

The goal is to change human behaviors to increase traffic safety.

Drive Safe Missoula

Drive Safe Missoula is home to the Missoula County DUI Task Force and the Missoula County Buckle Up Montana Coalition. Drive Safe Missoula is a subsection of the Health Promotions Division within the Missoula City-County Health Department. Historically this subsection had been titled "Traffic Safety."



In direct alignment with the state's [2021 Montana Comprehensive Highway Safety Plan](#), Drive Safe Missoula continues "To facilitate collaboration, communication, and coordination among highway and traffic safety programs and partners to align goals and leverage resources across Montana to reduce deaths and life changing serious injuries resulting from roadway crashes."

The website www.DriveSafeMissoula.com serves as the online home for the program for the Missoula County DUI Taskforce. The website started its engine on July 5, 2020 and as of May 3, 2022 has had 3659 site sessions with 2740 unique users.

Montana's DUI Task Forces formed in 1987 with the purpose of:

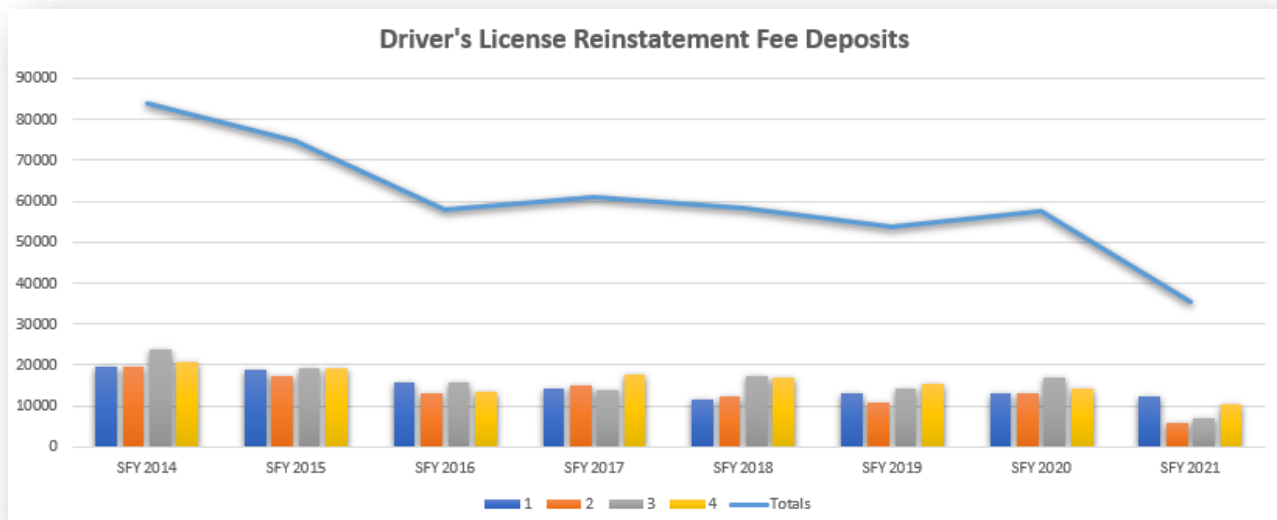
1. **Preventing** driving while under the influence of alcohol
2. **Reducing** alcohol-related traffic crashes
3. **Educating** the public on the dangers of driving after consuming alcoholic beverages or other chemical substances that impair judgment or motor functions.

All media, educational materials, and outreach are strategically designed to improve safe driving behaviors while minimizing the likelihood of Psychological Reactance and Moral Disengagement. (see the [Center for Health and Safety Culture](#) for more information regarding Psychological Reactance and Moral Disengagement).

Initial funding for Montana's DUI Task Forces comes from driver license reinstatement fees. Montana law allows a county with an approved DUI Task Force to receive 50% of driver's license reinstatement fees associated with motor vehicle infractions, such as DUI, collected in that county (§ 61-2-105 - 108, MCA). The Montana Department of Transportation (MDT) serves as the pass-through funding agency for the DUI Task Forces. Quarterly payments based on driver license reinstatement fees collected in Missoula County.

Driver's License Reinstatement Fees

Under Montana law (MCA 61-2-107), a portion of the driver's license reinstatement fee (\$100 out of a \$200 fee) is earmarked to fund county-level DUI Task Forces. Over the past several years, the amount of funds received from driver reinstatement fees has radically declined.



Quarters	SFY 2014	SFY 2015	SFY 2016	SFY 2017	SFY 2018	SFY 2019	SFY 2020	SFY 2021	SFY 2022	
	\$	\$	\$	\$	\$	\$	\$	\$	\$	
1	19,750	18,850	15,850	14,200	11,700	13,000	13,000	12,200	6,400	
2	19,700	17,200	12,950	14,900	12,300	10,700	13,200	5,900	8,600	
3	23,750	19,400	15,850	14,000	17,500	14,300	17,100	6,900		
4	20,650	19,350	13,475	17,700	17,000	15,600	14,100	10,400		
Totals	\$83,850	\$74,800	\$58,125	\$60,800	\$58,500	\$53,600	\$57,400	\$35,400	\$15,000	
		-10.79%	-22.29%	4.60%	-3.78%	-8.38%	7.09%	-38.33%	-57.63%	Percent +/- From Previous Year
		-10.79%	-30.68%	-27.49%	-30.23%	-36.08%	-31.54%	-57.78%	-82.11%	Percent +/- Since 2014

Priority recommendations of the State of Montana Impaired Driving Program Assessment conducted April 10-15, 2016, by a NHTSA Technical Assessment Team are to:

1. Determine the causes for the decline in reinstatement fees and implement a strategy to avoid further severe impacts on DUI task force funding.
2. Implement a process that would allow some proportion of DUI fines to be used specifically for impaired driving prevention.*

*In 2015, the legislature passed HB488, which doubled the fines for first and subsequent DUIs. None of the funds received from DUI fines are allocated to reduce impaired driving. Half the fine monies enter the State General Fund. Half is provided to the counties.

Missoula County Overview

Missoula is the county seat of Missoula County. It is located along the Clark Fork River near its confluence with the Bitterroot River in western Montana and at the convergence of five mountain ranges, thus is often described as the "Hub of Five Valleys." Missoula County covers an area of roughly 2,600 square miles in western Montana. The [estimated population as of July 1, 2021](#) is 119,533. Missoula County is predominantly white (91.7%). It's estimated that about 2.7% of the Missoula County population is American Indian and Alaska Native. 3.4% of the population is Hispanic or Latino and 3.1 % is two or more races. 1.8% of the population is Asian.

The culture of impaired driving in Missoula continues to be a public health safety problem. From 2011-2020, Missoula ranks second in impaired drivers involved in crashes with 10.7% of the state totals. The county ranks third in fatal crashes at 6.5% of the state total and third for fatal and serious injury crashes, 7.1% ([Source: MDT Crash Database 2011-2020](#)). This is an improvement over the 2010-2019 data set.

County and Statewide Crash Data (2011 - 2020)

Crash Description ---->	Impaired Driver Involved									
County ---->	Missoula									
	Data retrieved August 16, 2021					MDT Crash Database is a dynamic system. Crash data is periodically updated with new, revised, or additional information. Data values may vary from previous publications.				
Injury Severity	2011	2012	2013	2014	2015	2016	2017	2018	2019	2020
Fatality	7	7	8	12	7	13	7	3	7	9
Serious Injury	26	30	27	11	28	33	11	19	27	18
Other Injury	89	93	90	83	121	113	106	69	103	88
No Injury	249	244	270	260	302	315	286	208	246	188
Unknown/Other	33	14	25	23	25	36	14	31	44	22
Total	404	388	420	389	483	510	424	330	427	325

Impaired driving has a devastating impact on the quality of life. To help decrease this impact, Missoula County developed a DUI Treatment Court to help repeat DUI offenders who have a substance abuse problem become healthy, productive community residents.

A diverse group of community stakeholders has been committed to the DUI Treatment Court team: District Court Judge, Prosecuting Attorney, Public Defender, Addiction Treatment Provider, Probation Officer, DUI Task Force Member, and DUI Court Coordinator.

According to the chart above, in 2020, Missoula County's DUI-related fatalities increased to 9 from 7 in 2019. However, the total number of Impaired Driver Involved crashes fell from 427 in 2019 to 325 in 2020. A reduction of 102.

DUI Arrest's - Missoula County										
Years	2012	2013	2014	2015	2016	2017	2018	2019	2020	2021
Missoula County Sheriff's Dept.	192	234	180	120	153	151	209	197	104	107
Missoula Police Dept.	1003	666	590	550	460	459	331	388	-----	371
MT-Highway Patrol	172	200	212	266	238	230	219	219	137	175
Totals	1367	1100	982	936	851	840	759	804	241	653

Health Promotion Division – DUI Task Force Annual Work Plan

301 W. Alder, Missoula MT 59802
FY2022 (July 1, 2022 – June 30, 2023)

DUI Task Force Mission:

The DUI Task Force prevents impaired driving through education, the support of traffic enforcement, the advancement of safe driving awareness, and effective legislation.

Program Goals:

The goals of the Missoula County DUI Task Force are to:

1. Prevent driving while under the influence of alcohol & drugs
2. Reduce alcohol-related traffic crashes.
3. Educate the public on the dangers of driving after consuming alcoholic beverages or other chemical substances that impair judgment or motor functions.

Program Administration:

The Missoula County DUI Task Force is a multi-faceted coalition representing a diverse cross-section of community stakeholders committed to reducing alcohol-related traffic crashes in Missoula County by implementing evidence-based traffic safety countermeasures. The Task Force brings various agencies and community members together to partner on projects, coordinate efforts, acquire and share resources.

The Task Force operates at the county level to reduce and prevent impaired driving. It is committed to carrying out the objectives and activities outlined in this strategic plan for July 1, 2022, through June 30, 2023.

DUI Program Coordinator

A program responding to the many objectives and strategies contained in the Missoula County DUI Plan requires some expenditure for accounting services, planning, coordination, and administration. The Missoula County DUI Task Force will provide monetary support to the Missoula City-County Health Department for a DUI Program Coordinator 20 hours per week and financial support for accounting services provided by the Health Department's accountant.

DUI Task Force Coordinator Responsibilities:

1. Implement and monitor the Missoula County DUI Plan and budget.
2. Serve as liaison to the media, the State Highway Traffic Safety Office and other community and state groups.
3. The coordinator will continue as an active partner in the community system focusing on alcohol-related concerns (consists of government policymakers, providers, school officials, law enforcement, parents, and other concerned citizens) with an emphasis on coordination and collaboration.
4. Represent the Missoula County DUI Task Force as a member of:
 - City of Missoula Transportation Safety Advisory Committee (TSAC).
 - Impaired Driving Emphasis Area of the Missoula Area Community Transportation Safety Plan (CTSP).

- Impaired Driving Emphasis Area of the Montana Department of Transportation's Comprehensive Highway Safety Plan (CHSP).
 - Montana Department of Transportation's Annual Transportation Safety Planning Meeting.
 - Statewide DUI Task Force meeting hosted by the Montana Department of Transportation.
 - Healthy Missoula Youth (Formerly the Missoula Underage Substance Abuse Prevention - MUSAP Coalition).
 - Frenchtown Community Coalition.
5. Maintain accountability and ensure reporting requirements.
 - Submit the following to the county governing body each year:
 - A budget and a financial report for the DUI Task Force each fiscal year
 - [Missoula City-County Health Department Performance Measures and Impact Indicator report.](#)
 6. DUI Task Force Meetings
 - Open to the Public: Per MCA 61-2-106(2), a notice of meetings are submitted to the *Missoulian* and posted on the Drive Safe Missoula website.
 7. Ensure the budget is properly managed.
 - Individual project fund allocations and contacts are correctly managed and reimbursed based on the provision of services, adequate reporting, and submission of invoices.
 - Maintain records that can withstand an audit.

DUI Task Force Membership:

The Missoula County DUI Task Force is a multi-faceted coalition that invites participation from a cross-section of community representatives to maximize reach and effectiveness. Members are asked to fill out an annual membership agreement.

Missoula County DUI Task Force Partnerships

Citizen Advocates	City Attorney	Community Medical Center
University of Montana	Compliance Monitoring Systems	County Attorney
Frenchtown Community Coalition	Department of Corrections	ROAD Court - DUI Treatment Court
KECI TV	Justice Court I	Justice Court II
Missoula City-County Health Department	Missoula Broadcasting	Missoula City Police Department
Missoula Rural Fire District	Missoula County Sheriff's Office	Missoula Emergency Services, Inc.
Office of Emergency Management	Healthy Missoula Youth	Montana Highway Patrol
Providence St. Patrick Hospital	The City of Missoula – Code Enforcement	Think Twice

Decision Making Process

Members must be present to vote. If a primary member identifies one or more alternate members to participate in meetings and vote, one vote is permitted per agency or entity. Decisions will be determined based on a quorum of members present at the time of the vote. Items to be voted on will be placed on the meeting agenda as a decision item and sent to members in advance of the meeting.

Meeting Schedule

The Missoula County DUI Task Force will plan to meet monthly during FY2023

1. If DUI Task Force Only
 - 1st Thursday of the month, Noon – 1:30 p.m.
2. If combined with Missoula County Buckle Up Montana Coalition
 - 2nd Thursday of the month from Noon to 1:30 p.m.
3. Additional meetings may be held as needed.
4. Meetings may be in person or on-line (i.e., Zoom)

Workplan for FY21

Timeline: July 1, 2022 – June 30, 2023

Coalition Capacity

Objective: Increase the capacity of the DUI Task Force to prevent impaired driving in Missoula County.

Strategy: Connection and collaboration

Methods:

Establish and cultivate mutually beneficial collaborative partnerships for the positive benefit of reducing impaired driving with the following:

Brew Pubs	Business Owners
Chamber of Commerce	Citizens
Crash survivors	Downtown & Mid-town Associations
Media	Non-Profit organizations
Schools	Tavern Association

Create committees (as needed/if need) to take on specific DUI Task Force projects:

Assessment	Compliance Checks
Coordinating Team	Enforcement/Prosecution/Adjudication
Marketing/Media	Policy/Legislation
Youth	Other

Education and training for DUI Task Force Members

- Guest speakers may attend monthly DUI Task Force meetings to provide training.
- Encourage members to attend the Annual Transportation Safety Planning Meeting.

Community Assessment

Objective: DUI Task Force members, community leaders, and the public will better understand the prevalence of impaired driving in Missoula County as well as the risk factors and gaps present which contribute to higher rates of impaired driving.

Strategy: Collect local, state, and national quantitative and qualitative data to inform the efforts of the DUI Task Force to prevent impaired driving in Missoula County.

Method: The following actions will be conducted by the DUI Task Force members, the coordinator, and/or volunteers.

1. Collect, Track, & Share

- Alcohol-related crashes, injuries, and fatality statistics:
 - Local, State, National
- Number of DUI arrests
- The use of marijuana and other drugs in DUIs/crashes in Missoula County
- Seek out and access other relevant data related to impaired driving.
- Collect and analyze other relevant data i.e. Youth Risk Behavior Survey & Montana Prevention Needs Assessment.
- Collect, analyze, and compare data from other counties and states.
- Information may be shared on the Drive Safe Missoula website or in other formats, as necessary.

Policy & Legislation

Objective: Increase probability that impaired drivers will be subject to swift, sure, and appropriate sanctions through rigorous DUI laws and evidence-based environmental strategies.

Environmental strategies focus on changing aspects of the environment that contribute to the use of alcohol and other drugs. Specifically, environmental strategies aim to decrease the social and health consequences of substance abuse by limiting access to substances and changing social norms that are accepting and permissive of substance abuse. They can change public laws, policies, and practices to create environments that decrease the probability of substance abuse.

Strategy: Support rigorous DUI laws and evidence-based environmental strategies.

Note: Many of the DUI Task Force members work for the government. Lobbying is illegal for government employees, these members will be cautious about how they support specific recommendations.

Method: Provide local government leaders, state legislators, and constituents with the factual information needed to introduce and enact enhanced DUI laws and local city ordinances that are sound, rigorous, and easy to enforce and administer.

Media Advocacy

Objective: The Missoula County DUI Task Force will employ media advocacy to better inform the community on a variety of impaired driving issues.

Strategy: The Missoula County DUI Task Force will employ media advocacy to:

- Empower our community to choose safer driving behaviors
- Promote the increased usage of Positive Messaging (i.e., Thanks for Driving Sober vs Drink. Drive. Die.)
- Promote and feature safe driving behaviors already in existence as a method of social norming.
- Promote and feature businesses within our county who are taking active steps to promote safe driving behaviors. For example, a video was made promoting the Missoula Downtown Association when they allowed Think Twice to have DUI education and Portable Breath Testers (PBTs) at their event.
- Generate collaborative partnerships with businesses and community members to promote safe driving behaviors
- Create a reliable, consistent stream of publicity for DUI Task Force activities.
- Motivate community members and policymakers to get involved.
- Raise awareness of over service and potential legal consequences to bartenders, servers, and establishments (Responsible Alcohol Sales and Service Training).
- Promote discussion with industry representatives, insurance representatives, and other stakeholders about other steps for encouraging responsible sales and service of alcohol.

Methods:

With a focus on promotional and influential content creation, the goal is to form collaborative relationships based on mutually beneficial, safe driving behaviors. By promoting others who are willing to share their examples and beliefs surrounding the importance of safe driving behaviors, as in not driving under the influence, we utilize their social networks to spread our message. The sober driving message is then delivered directly through our partner. This way, they get to spread our safe driving message to those who they are most likely to influence. In turn, we highlight and promote our partner through our established networks resulting in free marketing for them.

The task force will primarily focus messaging through various online outlets that allow for the harvesting of analytical data. Additionally, we may utilize traditional media outlets such as radio, television, billboard, and print media.

Enforcement/Prosecution/Adjudication

Objective: Support enforcement, prosecution, and adjudication systems.

Strategy: Increase community awareness of law enforcement efforts to reduce impaired driving.

Method: Enhance the partnerships with law enforcement and the judicial system to develop mutually beneficial content aimed at shifting the overall culture surrounding driving under the influence.

- Support DUI Treatment ("ROAD") Court
 - Assess strengths, weaknesses, recidivism.
 - Missoula County Justice Court will supply data re. ROAD/DUI Treatment Court.

Education/Awareness/Other Intervention

Objective: Reduce the incidence of alcohol-impaired driving through education and outreach.

Strategy: Facilitate DUI-related educational activities in person and online.

Method: The DUI Task Force is interested in supporting and promoting a cultural shift in driving behaviors through educational activities that promote and encourage safe driving behaviors. This will likely result in a reduction in Driving Under the Influence of Alcohol and Drugs.

Here is a list of the Task Force programs that increase the ability to enhance our community's awareness of safe driving behaviors and prevent impaired driving:

1. [Drive Safe Missoula Website](#)
2. Social Media Outlets ([Facebook](#), [YouTube](#), [Instagram](#), [TikTok](#), etc.)
3. [The DUI Project](#) – A unique theatrical educational, awareness, and outreach program within the Missoula Pre-release center designed to provide therapeutic and rehabilitation healing for DUI Offenders in an effort to reduce recidivism rates.
4. **Drive Safe Missoula's Young Driver's In Control Program Online Course (In Production)**
 - Goal of the Course:
 - Influence young drivers using the social norms approach to provide young drivers with the greatest opportunities to develop solid internal justifications for safe driving behaviors and decision making.
 - **The most dangerous year in a teen's life is the year they start driving, and car crashes are the number one killer of teens in Montana.** The program will address risky driving behavior, which includes driving under the influence of alcohol, drugs, and Technology.
 - Following social norms research and best practices from the Center for Health and Safety Culture's research on psychological reactance and moral disengagement, this course is being strategically designed to educate and empower young drivers.
5. [Think Twice](#) – Single Use Breathalyzers in drinking establishments & Portable Breath Testers (PBTs) and educational services at drinking events

6. [Respect the Cage Exhibit](#) – display at community events (depending on availability of Missoula County Sheriff's Department for towing)

Additional community programs working to decrease impaired driving

1. "Alive at 25" Program – Montana Highway Patrol
2. "Fatal Vision" Program – UM Curry Health Center & UM Police Department
3. Choose Your Ride Program – UM Curry Health Center
4. Mobile Impaired Driving Assessment Center (MIDAC) – Montana Highway Patrol
5. Presence in Drivers Ed classes on impaired & distracted driving – if possible.
6. Promote Safe Ride Alternatives such as Uber, Lyft, Cabs & Busses

Responsible Alcohol Sales & Service (RASS) classes

Objective: Promote policies & practices that prevent underage drinking and over-service to persons 21 and older.

Strategy: Merchant education through Responsible Alcohol Sales & Service classes (In Person or Online)

Method: The DUI Task Force Coordinator will offer classes each month using the Montana Department of Revenue's curriculum, "Your Community Matters."

- Work with the Montana Department of Revenue – Alcohol Beverage Control Division (ABCD) to enhance the statewide RASS Training curriculum by recording updated and relevant videos on a contract basis with ABCD.
- Work to increase participation and attendance for local Responsible Alcohol Sales & Service (RASS) classes.
- The course includes a segment on spotting fake ID and carding practices. The course encourages written responsible alcohol sales and service policies that discourage over-consumption, designated driver and alternative transportation options, and display of educational information to discourage impaired driving. In-person or online.

Evaluation

Objective: The DUI Task Force will continuously monitor and evaluate the effectiveness of strategies and methods as it relates to meeting the outlined objectives.

Strategy: Evaluate the outcomes and impact of methods and strategies of the DUI Task Force and modify methods and strategies as needed.

Method: Measure the progress/success of our proposed activities through:

- Harvested Online Analytics as it relates to:

- Outreach
 - Messaging
 - In Control online course (once developed)
- Montana Department of Transportation Crash Data Reports
- DUI arrest data
- Youth Risk Behavior Surveys (YRBS) and Montana Needs Prevention Assessment (MPNA)
- Monthly outcome reports from law enforcement & community partners at monthly DUI Task Force meetings.

Budget

The department housing the DUI Task Force and Buckle Up Montana Coalition has been receiving the annual State Farm Good Neighbor Citizen Program Grants to support peer-led activities targeting young drivers in Missoula County. The State Farm Good Neighbor Citizen Grants awarded to the Missoula County DUI Task Force \$5,000 in 2017, \$8,000 in 2018, and \$9000 in 2019. In 2020, we saw a significant increase, and our program was awarded \$19,250. Due to the COVID-19 Pandemic, a large portion of the 2020 State Farm money remains unused. State Farm allowed the funds to be allocated toward the development of the Young Drivers In-Control Online Course.

Missoula County DUI Task Force FY 21 Budget	
Administration and Coordinator	\$ 32,076
Operations	\$ 16,894
<ul style="list-style-type: none"> • Salary = (20 hours/week x 52 weeks) = \$23,317 • Fringe @ 34.46% = \$8,035 • Merit Reserve = \$724 • Office Supplies = \$500 • Computer Supplies = \$2,000 • Postage = \$50 • Copy Costs = \$180 • Printing = \$1,386 • Ad/Legal Publications = \$5,000 • Outreach = \$4,814 • Phone = \$350 • Meals, Lodging, Inc. = \$614 • Travel = \$2000 	
State Farm Grant – In Control program expenses	\$ 19,250
<ul style="list-style-type: none"> • Salary and Fringe = \$3,250 • Computer Supplies = \$3,000 • Printing = \$3,500 • Legal Ads/Publications = \$2,000 • Outreach = \$7,500 	
Total Expenses	\$ 68,220
Revenue	
<ul style="list-style-type: none"> • State Farm Grant – In Control Program = \$19,250 • Responsible Alcohol Sales/Service Course Fees = \$1,000 • Drivers' License Reinstatement Fees = \$47,970 • City-County Tax = -0- 	\$ 68,220